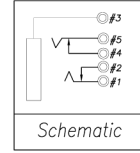
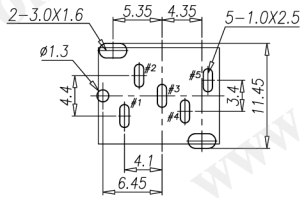
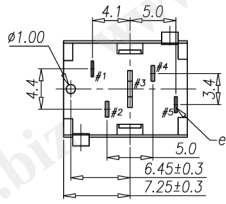
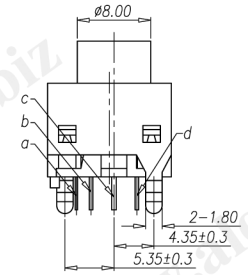
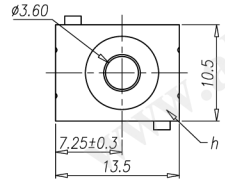
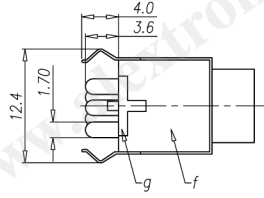


CATEGORY	DESCRIPTION	P/N #
CONNECTOR	3.5 Phone Jack, V/A, T/H	AJ3342-21160-0050

REV.	ECN NO	DESCRIPTION	REVISED	DATE
A01		New Release	GMC	2009.12.04



Recommend PCB Layout  
 Jack Top View  
 Tolerance: ±0.05  
 Recommend PCB Thickness 1.6mm

h	Shield Plate	1	Brass, T=0.25mm	CuSn Plating	
g	Bottom Cover	1	PBT UL94V-0	Balck	
f	Housing	1	PBT UL94V-0	Balck	
e	Terminal #5	1	Phosphor Bronze, T=0.25mm	CuSn Plating	
d	Terminal #4	1	Brass, T=0.4mm	CuSn Plating	
c	Terminal #3	1	Phosphor Bronze, T=0.5mm	CuSn Plating	
b	Terminal #2	1	Brass, T=0.4mm	CuSn Plating	
a	Terminal #1	1	Phosphor Bronze, T=0.3mm	CuSn Plating	
NO.	PART NAME	Q'TY	MATERIAL	PLATING & COLOR	REMARK

Product Drawing			
ALEXTRONIC			
UNLESS OTHERWISE SPECIFIED TOLERANCES:	SCALE: 1/1	UNIT: mm	DWG. NO: WI-061-777
DECIMALS: X ±0.5	SIZE: A3	PAGE: 1 OF 1	REV: A01
ANGLES: X ±2°	APPROVED BY	CHECKED BY	PREPARED BY
X.X ±0.3	WYX	Pengjie	GMC
X.XX ±0.2	CUSTOMER COPY		